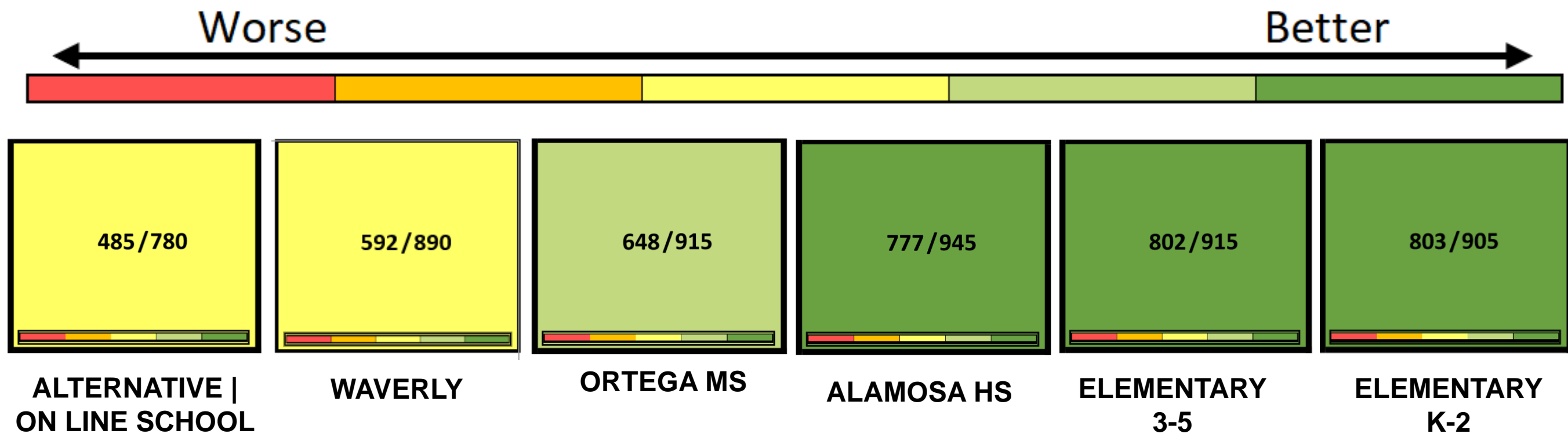


2.4 District Wide Safety and Security Assessment

RTA Architects performed an overall safety and security assessment for the district using Crime Prevention Through Environmental Design (CPTED) principles. The Following slides depict the summary of what was identified.

In general, Alamosa School District buildings are in good shape. The high school and elementary schools were rated the highest. The Waverly Building and Ortega Middle School need a little work. The Alternative and Online School needs the most work.



CPTED – Crime Prevention Through Environmental Design

- ✓ Not “one size fits all”
- ✓ Layered approach
- ✓ **ALL** factors are discussed as they relate to the shared culture of the Community and District
 - Natural Surveillance
 - Natural Access Control
 - Natural Territorial Reinforcement
 - Maintenance & Management






Alamosa High School

1	<i>Property Boundary</i>	Total Score	42	<i>out of</i>	60
2	<i>Semi-Public Areas</i>	Total Score	249	<i>out of</i>	310
3	<i>Building Perimeter</i>	Total Score	108	<i>out of</i>	140
4	<i>Interior Zones</i>	Total Score	296	<i>out of</i>	330
5	<i>Classrooms & Student Areas</i>	Total Score	43	<i>out of</i>	50
6	<i>Technology</i>	Total Score	39	<i>out of</i>	55
TOTAL BUILDING SCORE			777	<i>out of</i>	945

(potential)



Performance Badge






Ortega Middle School


1	<i>Property Boundary</i>				
		Total Score	41	<i>out of</i>	55
2	<i>Semi-Public Areas</i>				
		Total Score	230	<i>out of</i>	320
3	<i>Building Perimeter</i>				
		Total Score	89	<i>out of</i>	145
4	<i>Interior Zones</i>				
		Total Score	215	<i>out of</i>	290
5	<i>Classrooms & Student Areas</i>				
		Total Score	36	<i>out of</i>	50
6	<i>Technology</i>				
		Total Score	37	<i>out of</i>	55
		TOTAL BUILDING SCORE	648	<i>out of</i>	915

(potential)




Performance Badge





Alternative | On Line Schools

1	<i>Property Boundary</i>	Total Score	23	<i>out of</i>	45
2	<i>Semi-Public Areas</i>	Total Score	120	<i>out of</i>	200
3	<i>Building Perimeter</i>	Total Score	63	<i>out of</i>	100
4	<i>Interior Zones</i>	Total Score	216	<i>out of</i>	330
5	<i>Classrooms & Student Areas</i>	Total Score	30	<i>out of</i>	50
6	<i>Technology</i>	Total Score	33	<i>out of</i>	55
TOTAL BUILDING SCORE			485	<i>out of</i>	780
<i>(potential)</i>					



Performance Badge





Alamosa Elementary Schools



Performance Badge

K-2 ELEMENTARY

1	Property Boundary	Total Score	46	<i>out of</i>	60
2	Semi-Public Areas	Total Score	273	<i>out of</i>	310
3	Building Perimeter	Total Score	99	<i>out of</i>	105
4	Interior Zones	Total Score	293	<i>out of</i>	325
5	Classrooms & Student Areas	Total Score	46	<i>out of</i>	50
6	Technology	Total Score	46	<i>out of</i>	55
		TOTAL BUILDING SCORE	803	<i>out of</i>	905

(potential)




Performance Badge

3-5 ELEMENTARY

1	Property Boundary	Total Score	46	<i>out of</i>	60
2	Semi-Public Areas	Total Score	269	<i>out of</i>	310
3	Building Perimeter	Total Score	103	<i>out of</i>	115
4	Interior Zones	Total Score	292	<i>out of</i>	325
5	Classrooms & Student Areas	Total Score	46	<i>out of</i>	50
6	Technology	Total Score	46	<i>out of</i>	55
		TOTAL BUILDING SCORE	802	<i>out of</i>	915

(potential)





Waverly

1	<i>Property Boundary</i>				
		Total Score	33	<i>out of</i>	60
2	<i>Semi-Public Areas</i>				
		Total Score	185	<i>out of</i>	305
3	<i>Building Perimeter</i>				
		Total Score	62	<i>out of</i>	100
4	<i>Interior Zones</i>				
		Total Score	245	<i>out of</i>	320
5	<i>Classrooms & Student Areas</i>				
		Total Score	42	<i>out of</i>	50
6	<i>Technology</i>				
		Total Score	25	<i>out of</i>	55
		TOTAL BUILDING SCORE	592	<i>out of</i>	890
					<i>(potential)</i>



WAVERLY

